



Cortell Australia Pty Ltd

CoreBIS

Release Notes

28/02/2023



Cortell Australia Pty Ltd ABN: 86 096 725 567 GIC Q-4255

Brisbane: Level 2, 240 Queen Street, Brisbane, QLD 4000
Melbourne: Level 13, Suite 1306, 401 Docklands Drive, Docklands, VIC 3008
Tel: +61 2 9438 3940

Sydney: Suite 303, Level 3, 460 Pacific Highway, St Leonards, NSW 2065
Canberra: Level 1, The Realm, 18 National Circuit, Barton, ACT, 2600
Fax: +61 2 9438 3947

Web: www.cortell.com.au e-mail: info@cortell.com.au

Revision History

Date	Version	Description	Author
22/02/2023	0.1	Create Document	Rodrigo Alvarez
24/02/2023	1.0	Review Document	Karl Blackler

Table of Contents

Revision History.....	2
1. Summary	4
2. Monthly Updates.....	5
2.1 Market Share	5
2.2 PET Label data	5
2.3 Validation / Derivation	5
3. Code Updates	6
3.1 CU 184: Can not import historical submission data into ARF_180_1 Table 6 (Risk:L)	6
3.2 CU 186: Lite cubes using file formatter, error as numeric logic applied (Risk:L)	6
3.3 CU 187: Weighted Average Tenor Calculation ARF_748 (Risk:L)	6
3.4 CU 188: ARF_210_1Av12 & ARF_210_1Bv9 wrong derivation calculation (Risk:L)	6
3.5 CU 189: Archiving Tagged data not completing (Risk:L).....	6
4. Enhancements to Existing Features	7
4.1 EF45: Better drill process (Risk:L).....	7
4.2 EF79: Data Lineage on large scale / Audit Report (Risk: L)	8
4.3 EF125: Access the valid list of elements in a table. (Risk:L)	8
5. New Features	9
6. New Form Versions	10
7. New Taxonomy	11
7.1 APRA Connect Taxonomy update v5 (Risk: M).....	11

1. Summary

This document sets out the changes made to CoreBIS in this release. The release is made up of the following types of updates.

1. Monthly Changes
 - a. Market Share Data
 - b. Validation / Derivation rule updates
 - c. APRA label data
2. Code updates
3. Enhancements to Existing Features
4. New Development Features
5. New Form Versions

2. Monthly Updates

2.1 Market Share

This month the following was updated.

- Monthly ADI statistics

2.2 PET Label data

No new PET label files have been provided this month.

2.3 Validation / Derivation

Validation and Derivation rules have not been updated this month.

3. Code Updates

3.1 **CU 184: Can not import historical submission data into ARF_180_1 Table 6 (Risk:L)**

An error occurred loading table 6 on the ARF_180_1. This table is a 1 dimension table with no measure, and the code errored on an APRA_Item. This APRA_Item was added into the SBR_Dimension dimension and the process ran successfully.

3.2 **CU 186: Lite cubes using file formatter, error as numeric logic applied (Risk:L)**

When loading files using the file formatter it applies some formatting logic to the measures to cater for different weightings and percentages. When loading a LITE cube the value field can contain non-numeric fields, hence this measure logic is skipped for Lite cubes.

3.3 **CU 187: Weighted Average Tenor Calculation ARF_748 (Risk:L)**

The newly released weighted average calculation rules calculated the interest rates if there were multiple data sources but missed the tenor. This fix adds the tenor to these calculations.

3.4 **CU 188: ARF_210_1Av12 & ARF_210_1Bv9 wrong derivation calculation (Risk:L)**

Code Update to fix derivation calculation in ARF 210_1A and B.

3.5 **CU 189: Archiving Tagged data not completing (Risk:L)**

This code update is similar to the CU180 last month that related to the Base cube load archiving. This fix has applied a similar change to the tagged archiving.

4. Enhancements to Existing Features

4.1 EF45: Better drill process (Risk:L)

The screen to provide drilling information has been simplified and improved for better user adoption. A user can now have a screen to validate sources and the possibility of creating or editing a view to enhance the information displayed in a drill.

The “Drill Sources” button can drill to the underlying data. This will show the user a screen similar to the existing right-click drill feature.

Unrounded Values Zero Suppress

All Unrounded Sources	641,103,000
TAGGED_Debt_Security	281,734,000
TAGGED_Debt_Security_1	359,369,000

Text Sources

Total	
-------	--

Note: The * next to the Datasource indicates this source is mapped. Click on the "Value" and click the button below.

Mapping

Data Lineage

Drill Sources

This new Drill selections screen allows a user to select from the list of views, modify an existing view or create a new view for the selected cube.

To drill down into a view, the user must right-click and select drill.

CoreBIS DRILL - SELECTIONS Recalculate

Drilled down on: TAGGED_Debt_Security

Add New Drill View Name:

Notes: To drill in a view right click in the yellow cells and in the pop-up menu select "Drill". To create a new drill view, ensure the "Add New Drill View Name" field appears (Tagged And Lite only allow this opt). To modify an existing view layout select the row and click on "Modify Drill View"

Data Source	DrillCube
TM1 Model	
CoreBIS	
CoreBIS - Data	
INT_DataSource	Drill to View
CoreBIS - Derivation Rules	
APRA_Attribute_Calculation	Drill to View
Data Model	
Tagged Data	
TAGGED_Debt_Security	
TAGGED_Debt_Security:WS5	Drill to View
TAGGED_Debt_Security:WS6	Drill to View
TAGGED_Debt_Security:KARL	Drill to View

Add a New Drill View
Modify Drill View

If a user creates a new view or they want to modify an existing view, they simply click on the view and click the “Modify Drill View” button. This takes them to this screen for adjusting the Headers (H), Columns (C) and Rows (R) of the view in the “Location” column.

CoreBIS DRILL - CUBE VIEW Recalculate

View: TAGGED_Debt_Security:issuers

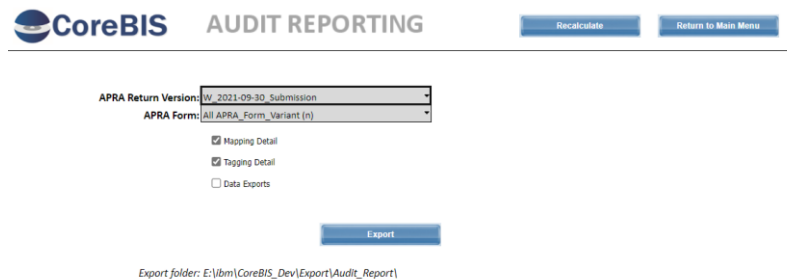
Note: This screen shows the dimensions used in the selected view, you can change the location (Row(R), Col or Header (H) on a view, the subset used, the title element or the stack position (when two or more R or C are

Idx	Location	DimName	SubName	SubNameCfg	TitleElement	StackPosition
1	H	SYS_CB_Tagged_Version	Default	SYS_CB_Tagged_Version:Default		
2	H	Reporting_Period	Default	Reporting_Period:Default		
3	H	BASE_Entity	Default	BASE_Entity:Default		
4	H	DS_Deal	Default	DS_Deal:Default		
5	H	DS_CostCentre	Default	DS_CostCentre:Default		
6	H	DS_CostCentre_Tune	Default	DS_CostCentre_Tune:Default		

Commercial – in Confidence

4.2 EF79: Data Lineage on large scale / Audit Report (Risk: L)

The Audit Report allows the exporting of details about a submission to csv file. The main reason is to provide these details to an Auditor. This feature is available in the Return Management screen.

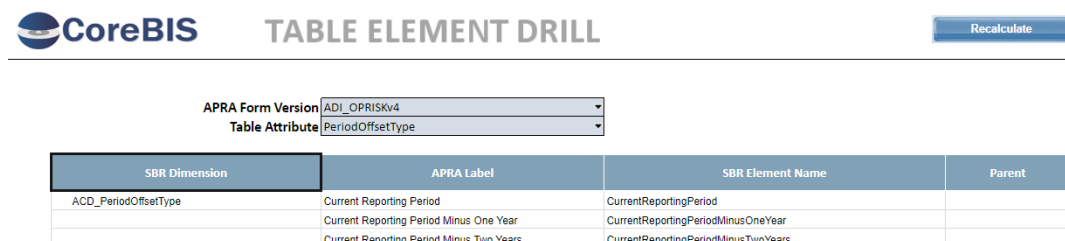
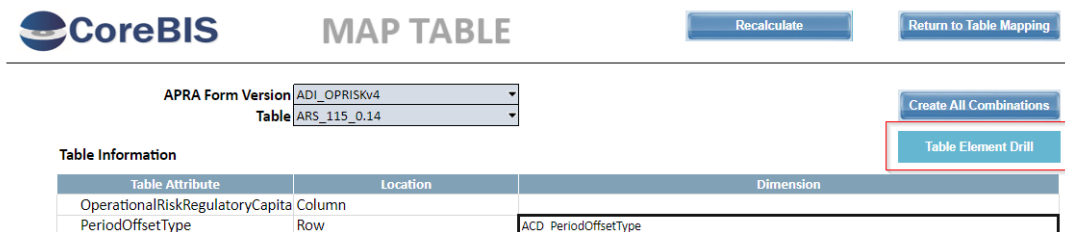


The default report summarises the selected forms with underlying data sources and values. There are optional components;

- Mapping Data (Exports a mapping file with all the mapping contained)
- Tagging Data (Exports 2 tagging files, assumptions and the tagging)
- Data Exports (Exports the Tagged and Lite data sources for the month to csv)

4.3 EF125: Access the valid list of elements in a table. (Risk:L)

In the table mapping screens, a user can drill to the SBR definition of a table. This is particularly important, as the PET forms only show the APRA label detail, not the actual SBR element required in tagging.



5. New Features

No New Features this month.

6. New Form Versions

- ADI_CAPADv5 (ARS_110_0)
- ADI_CRSTDv5 (ARS_112_0)

7. New Taxonomy

7.1 APRA Connect Taxonomy update v5 (Risk: M)

APRA released a new APRA Connect taxonomy on the 8th of February. This taxonomy has been packaged as part of this deployment.

The taxonomy artifacts and change log can be reviewed on the APRA website;

<https://www.apra.gov.au/apra-connect-taxonomy-artefacts>